



Handgames Shots

Left



When shooting it makes no difference if arms are crossed or uncrossed as you are not guessing what hand the object is hidden in, you are guessing what side of the body the object is hidden on. This applies to all shots. Crossing or uncrossing arms is just a way to confuse the shooter. **The person hiding should not cross and uncross arms repeatedly or quickly as they can get caught with both hands in a position where the hands are inline and there is no left or right.... If this happens the person is automatically out.**


Right



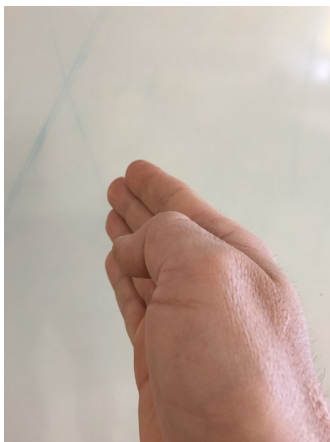

Single Knife Hand



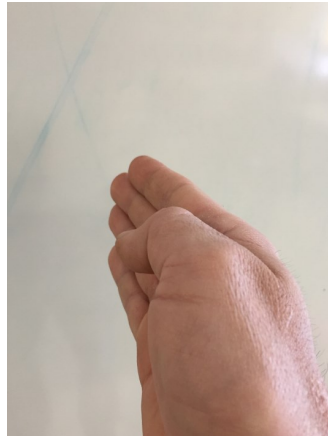
When shooting with the knife hand or double knife hand you are guessing the side of the body closest to where the knife hand/knife hands are placed. The Single or Double Knife Hands must be placed between players.



Single Knife Hand example 2



Single Knife Hand example 3



Split



This shot is the opposite of the Knife hand. This “split” shot is placed in-between two hidiers anywhere along the line of people hiding. The pointer finger and thumb signify the side of the body that they are guessing on either side of where it is placed.

Split Shot example 2



Split Shot example 3

